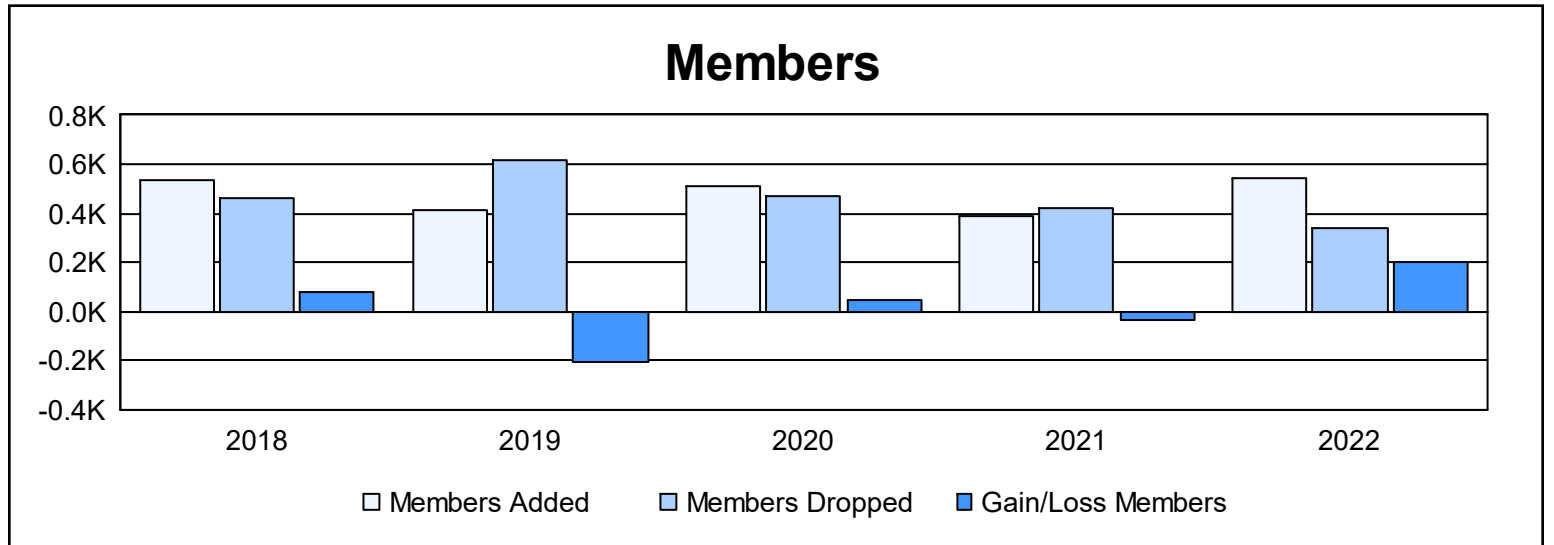
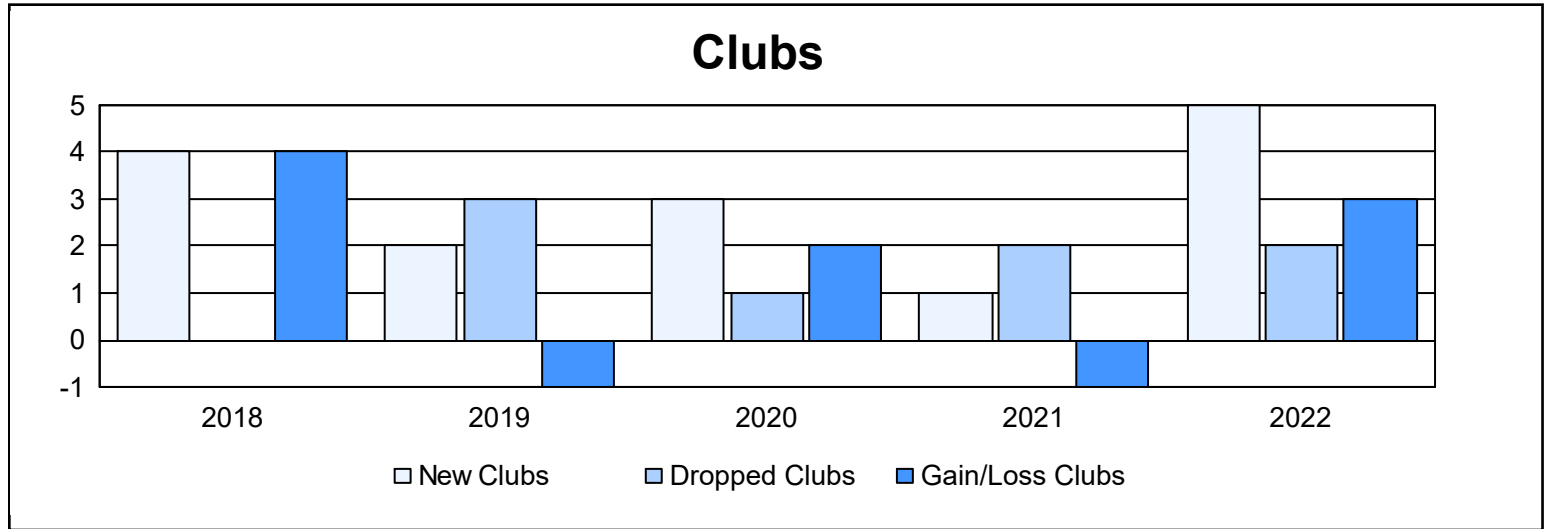
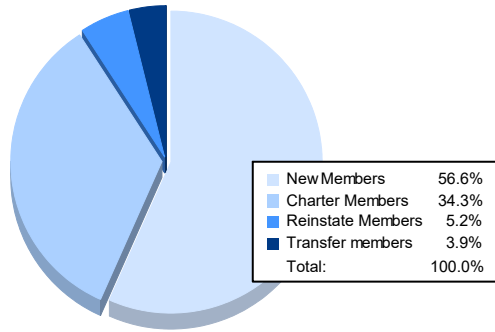


Year	New Clubs	Dropped Clubs	Gain/ Loss Clubs	New Members	Charter Members	Reinstate Members	Transfer Members	Total Member Added	Total Members Dropped	Gain/ Loss Members
2017-2018	4	0	4	365	140	10	19	534	458	76
2018-2019	2	3	-1	292	67	33	19	411	613	-202
2019-2020	3	1	2	343	110	47	14	514	466	48
2020-2021	1	2	-1	310	45	19	11	385	423	-38
2021-2022	5	2	3	307	186	28	21	542	339	203
<b>Average</b>	<b>3</b>	<b>2</b>	<b>1</b>	<b>323</b>	<b>110</b>	<b>27</b>	<b>17</b>	<b>477</b>	<b>460</b>	<b>17</b>



### Membership Composition June 2022 Cumulative



### Gender Composition June 2022 Cumulative

